

CITRALYSAT K2

Dialysis solution for CRRT

Procedure Guide

The contents of this guide are not intended to replace the Instruction for Use document for this product.
Please always refer to IFU in case of any doubt and prior to using the product.

1 Open

- Open the box
- Lay the Citralysat bag flat with connectors towards you
- Remove the overpouch from any corner
- **When unpacking the bag from the overpouch, do not grasp the tubing connectors**



2 Check!

- Read the solution formulation and expiry date, verify against prescription
- Citralysat is clear and free from particles
- No leaks
- Check frangible pin is intact
- The seam separating the two chambers is intact
- **Citralysat should not be used if the seam is broken or partially broken**
- Always use a clean technique during the whole procedure



3 Break and Mix

- Position Citralysat with the connectors towards you
- Grasp the bottom corners of the bag firmly
- Roll the bag up and press until the seam between the two chambers opens
- Turn the bag round, roll up the larger chamber and press until the seam has fully opened
- Mix the solutions of the two chambers thoroughly



4 Check!

- After mixing the contents of both chambers, check the seam is open, the solution is clear, the bag has no leaks
- **Citralysat must be used within 48 hours of mixing**



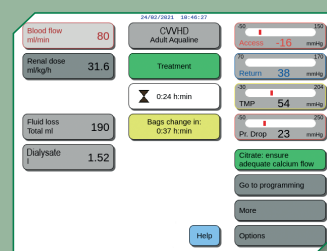
5 Hang the bag

- Hang the bag on **Aquarius⁺** green dialysate scale from the centre hole
- Verify the smaller fluid chamber has emptied and mixed
- Use only with luer-lock compatible connectors
- Remove the round white cap from Citralysat bag connection
- Connect Aqualine: green dialysate line
- Break frangible pin within tubing connector
- If you are using two bags: AQUASPIKE-Y connects multiple Citralysat bags



6 Check!

- Is your **Aquarius⁺** in CVVHD RCA mode? Check the grey box at the top of your screen
- Do you have the correct 4% Trisodium Citrate anticoagulant bag hanging?
- Do you have the correct Calcium solution hanging?




Check every bag, every change, every patient


Important information


- Do not use before mixing both chambers
- Solution is not for intravenous infusion
- Use only when fluid is clear and package undamaged
- **Dialysis solution must be used only combined with 4% Trisodium Citrate infusion (citrate anticoagulation)**
- Dialysis calcium-free solution: a separate calcium infusion is necessary
- The connections and system used for Renal Replacement Therapy must be carefully checked before treatment initiation

References:
Citralysat K2 - Package Leaflet of the Product
Revised on 01/10/2021

Aquarius™ and AQUALINE™ are trademarks of Nikkiso Co., Ltd.

 Aquarius system
NIKKISO Europe GmbH
Desbrocksriede 1
30855 Langenhagen
Germany
CE 0123

 AQUALINE tubing
Haemotronic S.p.A.
Via Carreri, 16
41037 Mirandola
Italy
CE 0123

 CITRALYSAT & NATRIUM CITRICUM
Biomedica, spol. s r.o.
Pekářská 8
155 00 Prague 5
Czech Republic
CE 1023

Distributed by

Nikkiso Belgium bv
Industriepark 6, 3300 Tienen
Belgium
www.nikkisomedical.com

